

# Y1 Home Learning

Hello 1 Elm and 1 Beech. We are missing you all but hope to see most of you in the Google Classroom or back in school as soon as we are all able to return.

While you are not coming into school it is really important you continue to practise the skills we have been learning in class and do your home learning with a grown up or sometimes by yourself at home.

## Google Classroom

We have set up two classrooms which we would like **everyone** in 1 Elm & 1 Beech to join.

Any work we set for you, or other suggestions for activities, will be posted in our Google Classrooms, so please login every day to see the work we have posted for you. These are the codes you need to access our Google Classrooms:

**1 Elm - iu2kjl3**

**1 Beech - i3jadxg**

Your passwords are stuck into the front of your homework books.

Each day your teachers will set you a Maths, English and a Topic lesson which will cover either science, geography, history or art and design Technology. You will also have weekly spelling, handwriting, P.E. and music activities to complete too.

Your remote learning on Google Classroom will be in different formats as follows:

- Some live streamed sessions with your teacher and your classmates
- Some videos which will help you with your learning, for example: demonstration activities, some modelled examples of how to apply your learning, reading stories
- PowerPoint slides which provide you with instructions and guidance on how to do activities
- Work activities for you to complete independently
- Links to other online learning resources
- The Stream – where you can ask questions and have discussion with your teacher about your learning. The teacher may will provide you with feedback here too.

Search for Google Classrooms click on the + sign and 'Join class' then enter the code.

To access your account, you will need to use your login and password

**(see the instructions at the end of this document if you are having trouble logging in).**

## Reading and Phonics

Please try to read every day with an adult and talk about what you have read together. Use any books you have at home and the websites below.

Your teachers will set new books for you on **Oxford Reading Buddy** each week. Follow the link below and use the logins you have been given to access your account. **Don't forget our school code is: mcbxn.** <https://www.oxfordreadingbuddy.com/uk> and your password has been stuck into the front of your homework book.

You can access more free eBooks using Epic! Go to <https://www.getepic.com/students> and log in with class code **kzy7728**

Phonics Play is the website we use every day in our phonics lessons. You know most of the games and activities on there already so please keep practising them. <https://www.phonicsplay.co.uk/>  
Username: **COBDENPRIMARY** password: **phonics**.

There are videos on Espresso to practise phonics sounds and letter formation. Use the same username and password that you use to access Google classroom.  
<https://online.espresso.co.uk/espresso/login/Authn/UserPassword>

Practise more phonics with Alpha blocks:  
<https://www.bbc.co.uk/cbeebies/shows/alphablocks>

## **Spelling**

Please practise the spelling words that are posted in Google classroom each week. Once you have practised spelling them write a sentence using each spelling word.

Here are some fun online spelling games:  
<http://www.ictgames.com/littleBirdSpelling/>  
<http://www.ictgames.com/mobilePage/spookySpellings/index.html>  
<https://www.bbc.co.uk/bitesize/topics/zd63xyc/articles/zdp4pg8>  
<https://www.bbc.co.uk/cbeebies/search?q=spelling>

## **Writing**

There are many ways you could continue to practise your writing.

- A daily diary of what you are doing and how you are feeling
- Letters to friends, family members, teachers or imaginary characters
- Write some sentences about a film you watched or a game you played
- Write stories
- Retell a story that we have read in class e.g. Funny Bones, The Hungry Caterpillar or Grizzly Dad

When you write, remember to sound out the words using your Fred Fingers. Don't forget to use capital letters, finger spaces and a full stop.

This website <https://www.tts-group.co.uk/home+learning+activities.html> has a free downloadable booklet with lots of different activities in it.

## **Maths**

Remember to practise your number bonds to 10 at home. You could sing the number bonds to 10 rhyme we have learned or play number bonds to 10 ping pong (An adult says a number from 0-10 and you answer with the matching number bond to 10 e.g. If your adult says 6 you would answer with 4 because  $6+4=10$ ).

Don't forget to keep practising writing your numbers. Click on the YouTube links for videos to help you: <https://www.youtube.com/watch?v=SzfFzJGwwZQ> and <https://www.youtube.com/watch?v=1W5aYi3lkho>

Use your Mathletics log in details to do some tasks set for you by your teacher:  
<https://login.mathletics.com/>

There are some other fun maths games for you to explore here:  
<https://www.topmarks.co.uk/>

Sing along and learn all about numbers with the Numberblocks:

<https://www.bbc.co.uk/cbeebies/shows/numberblocks>

### **PE & staying active**

If you have to stay indoors for a while, it's really important that you try to find some opportunities to get moving and stay fit! PE lessons will be posted in your google classroom, on **Wednesdays**. There will be one or two main activities plus lots of extra challenges for you to try. Don't forget to put on your PE kit! Remember that you can try any of the challenges on any day, not just on your PE day. **Any** physical activity you take part in will be beneficial, as long as you have fun, keep active and stay safe! Please try and get outside for some fresh air if you can: walking, running, cycling or playing games outside will help you stay fit and healthy. I'm looking forward to hearing how you get on! You can also have a look at the following websites:

<https://www.bbc.co.uk/teach/ks1-physical-education/zdqhcqt>

<https://www.youtube.com/channel/UCAxW1XT0iEJo0TYIRfn6rYQ>

<https://imoves.com/the-imovement>

<https://www.youtube.com/user/5adayTV>

<https://www.bbc.co.uk/teach/super movers>

<https://www.thisgirlcan.co.uk/activities/disney-workouts/>

<https://www.jumpstartjonny.co.uk/home>

**From Mr MacGibbon and Mr Norris**

### **Topic Including History, Geography and Science**

Our Topic this half term is Dinosaurs. There are lots of extra things you could do at home that will help you learn more about Dinosaurs. You could:

- Watch some videos about different dinosaurs on YouTube

You can find out lots of fun and interesting things about dinosaurs by using the links below:

- <https://www.bbc.co.uk/bitesize/topics/z6882hv/articles/zhtgkty>
- <https://www.bbc.co.uk/cbeebies/shows/andys-dinosaur-adventures>
- Make a dinosaur using playdough (here is a link for the recipe to make your own playdough <https://www.bbcgoodfood.com/howto/guide/playdough-recipe>)
- Create your own dinosaur, draw a picture of it and give it a name

In **science** we are learning about different types of materials.

- Look around your home and try to find out what materials different objects are made from e.g. can you find objects made from wood, plastic and glass
- Look at this link about different materials

<https://www.bbc.co.uk/bitesize/topics/z4339j6/articles/zx8hhv4>

### **Art and Design Technology**

We will also be posting some art and design technology lessons and ideas in Google Classroom. Some of you may not have all the resources to make or design the things we are suggesting, but we will always try and make it possible for you to do by thinking about the things you may already have at home, or giving you a list beforehand of the things you might need. We will also always give another activity if you can't do the one we have suggested.

It will be helpful if you have some of these resources at home:

- Plain drawing paper
- Colouring pencils/felt tips
- Watercolour paint
- Sellotape or masking tape
- Glue
- Coloured paper
- Scissors

Why don't you try and make your own dinosaur? There are lots of great ideas ideas here:

<https://www.kidslovewhat.com/21-dinosaur-crafts-for-kids/>

### **Religious Education and P.S.H.E (Personal, Social, Health Education)**

We will be posting activities in your Google classroom to cover our R.E and PSHE objectives for the term. Our theme for R.E is '**Belonging**' and you could talk about and draw the different groups we all belong to (including a religious group) and why belonging to those groups is important.

For additional resources linked to R.E and P.S.H.E click the links to the following sites:  
See if you can find out some information about a religion that is different to yours.

<https://www.bbc.co.uk/bitesize/subjects/zxnygk7>

There are some good resources here to help children understand more about the importance of washing our hands and ways of stopping the spread of the virus.

<https://classroom.thenational.academy/subjects-by-key-stage/key-stage-1/subjects/rhe-pshe>

Explore some of our PSHE themes here:

<https://www.bbc.co.uk/bitesize/subjects/zmpfb9q>

Finally, the website below has some good resources to help with children's mental health and well-being during lockdown.

<https://www.partnershipforchildren.org.uk/what-we-do/childrens-wellbeing-activities-for-teaching-staff-and-families.html>

### **Extra activities you can try at home**

Here are some more ideas of things that you could do at home which help to develop your skills:  
Some of these will need help from an adult.

- Cooking (here is a link for the recipe to make your own bread)  
<https://www.bbcgoodfood.com/recipes/easy-white-bread>
- Playing board games
- Colouring
- Junk modelling
- Collaging
- Card games
- Jigsaws
- Word search/dot-to-dot

**Other online resources** There are lots of videos, activities and games that you can find online. The BBC website has lots of learning resources you might like to explore.

[http://www.bbc.co.uk/schools/websites/4\\_11/](http://www.bbc.co.uk/schools/websites/4_11/)

The Oak Academy: <https://classroom.thenational.academy/subjects-by-key-stage>

The TTS website also has created booklets of work that you can download and work through at home.

[https:// www.tts-group.co.uk/home+learning+activities.html](https://www.tts-group.co.uk/home+learning+activities.html)

Purple Mash have lot of great programs, such as 2Paint and 2Blog.

<https://www.purplemash.com/login/>

The Username is **your class name** followed by the password: **Password1**

For Example: Username : **1 Beech** and the Password: **Password1** or

Username : **1 Elm** and the Password: **Password1**

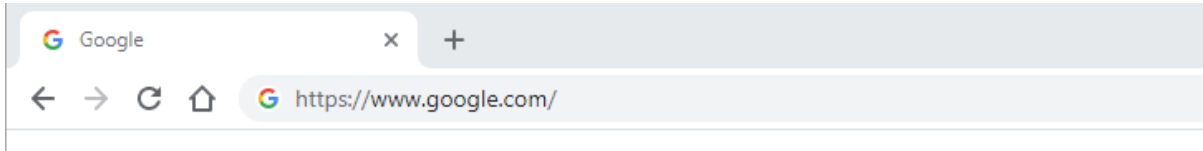
Twinkl are offering free resources for parents during the school closure period. You can download or print worksheets and there are interactive activities for both KS1 and 2 pupils across all subjects. There's no need to set up an account or sign in. Follow this link:

<https://www.twinkl.co.uk/resources/covid19-school-closures>

Stay safe, look after each other, try your best with your learning and have fun!

## How to log on to your Google account at home

1. Go to google.com



2. In the top right-hand corner, click Sign in.



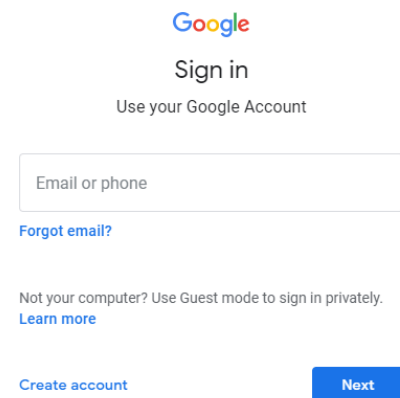
Google



3. Use your school Google username and password to log in.

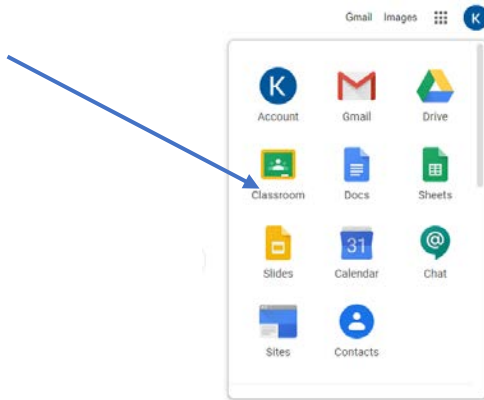
If you are having trouble logging in, try adding **@rcobden.co.uk** to the end of the username that you have been given.

Then, type in your password as normal.



4. Click the Menu icon in the right-hand corner (it looks like 9 dots in a square shape.) and click on classroom



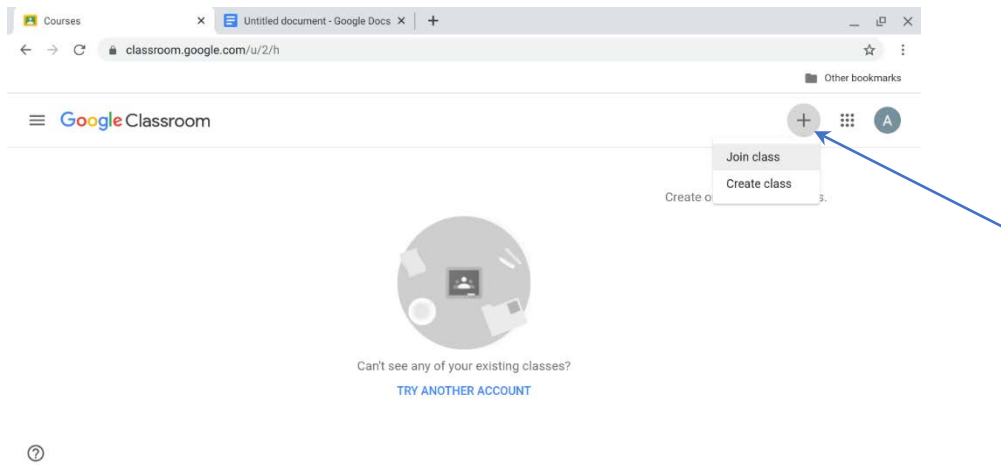


5. Click the + sign in the top right-hand corner, then select 'Join class' and type in the class code for


**Year 1 Beech: i3jadxg**

OR

**Year 1 Elm: iu2kjl3**



6. You are now part of the **Year 1 Beech** Google Classroom! You will see a post from Miss McLeish each day.



OR: You are now part of the **Year 1 Elm** Google Classroom! You will see a post from Mr McNie each day.

