

## Reception Home Learning

Hello, Reception Ash and Reception Oak! While you are away from school, it is important to practise some of the reading, writing and counting skills we have been learning in school and to do some of your own learning at home. Please log onto Google classroom each day to see what work and activities we have posted for you.

Below are some activities and projects that you could try alongside your Google Classroom learning. Our topic for this half term is 'Animals'. We can't wait to see the amazing learning that you're going to do!

### Google Classroom

We have set up Google Classrooms in order to keep in touch with everyone in Reception. The code to join it is:

**Rec. Ash class code:** kwkxbni

**Rec. Oak class code:** l4m34tj

Your remote learning on Google Classroom will be in different formats as follows:

- Some live streamed sessions with your teacher and your classmates
- Some videos which will help you with your learning, for example: demonstration activities, some modelled examples of how to apply your learning, reading stories
- PowerPoint slides which provide you with instructions and guidance on how to do activities
- Work activities for you to complete independently
- Links to other online learning resources
- The Stream – where you can ask questions and have discussion with your teacher about your learning. The teacher may will provide you with feedback here too.

Search for Google Classrooms, click on the + sign and 'Join class' then enter the code. You should all have been given your login details but if you can't remember or find them, please just call the school and we will help you. If you are having any trouble logging in look at the information at the bottom of this page to help you and if you still can't, please just call the school and someone will get back to you.

Your lessons for the day will be posted in this Classroom every morning, so please try and login every day if you can.

### Reading

- Read and share books every day.
- Register for free access to Oxford eBooks here: <https://home.oxfordowl.co.uk/books/>  
You can then browse the free eBook library.
- Listen to some stories on Storyline using this link: <https://www.storylineonline.net/>  
Then you can choose the story that you would like to listen to.
- Open this website: <http://www.ictgames.com/mobilePage/literacy.html>  
Then select 'English Games' and you will find phonics games to play.
- Be the teacher and help your pets/teddies/dolls/action figures to learn to read.
- Do a hunt for tricky words in your books at home.
- Watch Cbeebies with the subtitles turned on.
- Phonics activities available at <https://www.twinkl.co.uk/resources/twinkl-go/eyfs-twinkl-go>

### Phonic Games

- Enjoy playing some fun phonics game on this website:  
<https://www.phonicsplay.co.uk/freeIndex.htm>
- Watch episodes of Alphablocks on Youtube.
- Go on a sound hunt! How many things can you find with that sound? Look through a book and try to find your chosen sound.
- Play a game of Eye Spy using your Phase 2 sounds.
- Play some rhyming games or listen to some nursery rhymes on the BBC Teach YouTube channel: <https://www.youtube.com/channel/UC4KN50fal7f45fx2DqG7t>
- Explore the Epic Phonics YouTube channel here:  
<https://www.youtube.com/channel/UCBjkqSCSwFEcL9CbkgB2L1w>  
There are lots of great songs and videos to watch which will help you practise your phonics.

## Writing

- Practise writing your name.
- Use scrap paper, old cards, envelopes, magazines or cut up boxes for making marks.
- Write a letter to your teacher, a family member or friend about the things you are doing or keep a diary.
- Make lists.
- Write a menu for dinner or a role play café.
- Drawing pictures helps to keep your hands strong and gives you lots of things to talk to your grown-ups about.
- Make labels for things in your house.
- Write a story (either a story you know or make up a new one). Practise telling your story first then have a go at writing it.
- **Challenge:** try to use capital letters, finger spaces and full stops.
- 

## Maths Games

- Visit White Rose Maths and explore their range of home learning lessons:  
<https://whiterosemaths.com/homelearning/early-years/>
- Sort objects by colour, size or shape.
- Enjoy playing maths games on Top Marks:  
<https://www.topmarks.co.uk/maths-games/5-7-years/counting>
- Make patterns with household objects.
- Watch Numberblocks on BBC Iplayer:  
<https://www.bbc.co.uk/iplayer/episodes/b08bzfnh/numberblocks>
- Play simple dice games.
- Play snap, card games and board games. You could even have a go at drawing your own number track game!
- Practise counting forwards and backwards to 20.
- Practise one more and one less than 10.  
**Challenge:** can you find one more or one less than numbers up to 20.
- Make a shop or cafe and use real coins and scrap paper to make prices and signs.
- Practise recognising numbers and representing them (up to 20).
- Practise your careful counting using your toys or household items. Remember one number name for each object.
- Shape hunt- what shapes can you find in your house? Can you draw them?

## PE & Staying active

If you have to stay indoors for a while, it's really important that you try to find some opportunities to

get moving and stay fit!

- Enjoy keeping active using Go Noodle:  
<https://www.gonoodle.com/>
- Have a go at some of Joe Wicks' PE lessons on his YouTube channel:  
<https://www.youtube.com/user/thebodycoach1> - search for 'PE with Joe'
- Try some yoga on the Cosmic Kids Yoga YouTube channel:  
<https://www.youtube.com/user/CosmicKidsYoga>

Some more activities to try:

<https://imoves.com/the-imovement>  
<https://www.youtube.com/user/5adayTV>  
<https://www.bbc.co.uk/teach/supermovers>

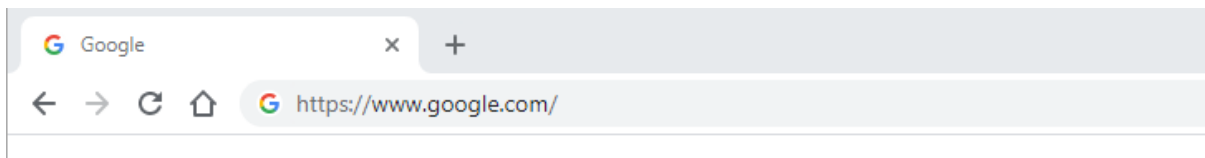
### **Early Learning Activities**

Here are some more things that you could try at home to work towards your Early Learning Goals:

- Try cooking with the help of a grown up! You can talk through the order of a recipe and practise weighing ingredients.
- Playing with water (use a washing up bowl on a towel!)
- Making dens with furniture and material.
- Make a role play area at home! Some examples: hospital, vets, restaurant, hairdressers, police station
- Do some junk modelling.
- Practise cutting and sticking lots of different materials!
- Play with dough.
- Enjoy some songs on YouTube:  
<https://www.youtube.com/user/SuperSimpleSongs>
- Explore BBC Teach on YouTube:  
<https://www.youtube.com/channel/UC4KN50fal7f45fx2DqG7ttg>
- Have a go at some jigsaws.
- Make up some games using your imagination to play with your family!
- Watch a series on Cbeebies together. You can talk about what happened in each episode, do some drawings or even some writing inspired by the show!  
<https://www.bbc.co.uk/tv/cbeebies>
- Enjoy exploring the world using some of the activities on the Tree Tools website. Which animals can you learn about?  
<http://www.treetoolsforschools.org.uk/categorymenu/?cat=activities>
- Our topic is animals – you can learn about animals even though you are at home! Have a go at some of these nature activities from the Woodland Trust:  
<https://www.woodlandtrust.org.uk/blog/2020/03/kids-nature-activities-self-isolation/>
- Try some birdwatching at home using this guide from the RSPB. Can you draw a picture of bird?  
<https://www.rspb.org.uk/birds-and-wildlife/wildlife-guides/bird-a-z/>
- As our topic is animals, enjoy watching some of the live webcams that show the animals that live in Edinburgh Zoo! Can you create a factfile about any of the animals?  
<https://www.edinburghzoo.org.uk/webcams/panda-cam/>

**How to log on to your Google account at home**

1. Go to google.com

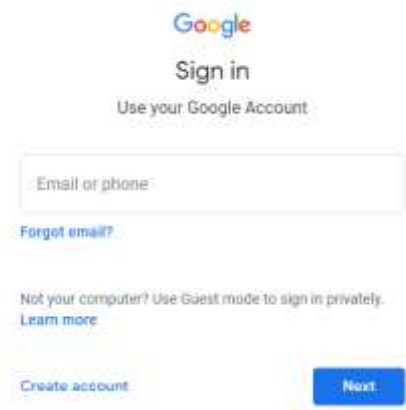


2. In the top right-hand corner, click Sign in.




3. Use your school Google username and password to log in.

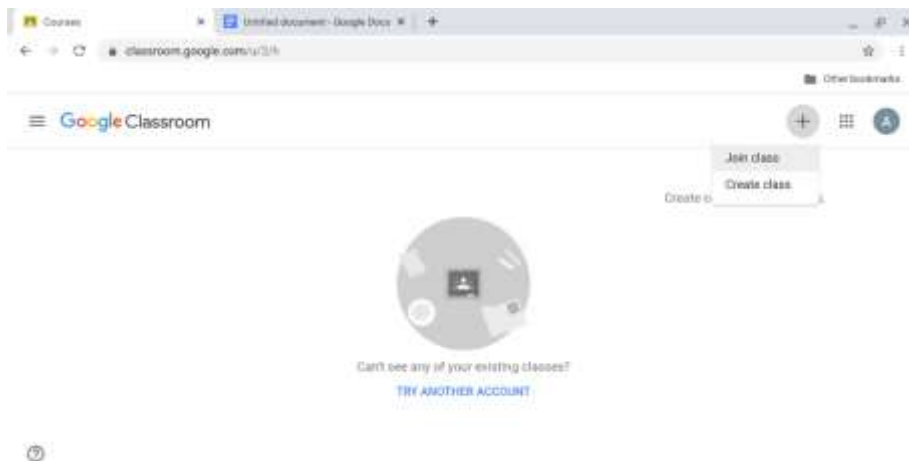
If you are having trouble logging in, try adding **@rcobden.co.uk** to the end of the username that you have been given. Then, type in your password as normal.



4. Click the Menu icon in the right-hand corner (it looks like 9 dots in a square shape.) and click on classroom



5. Click the + sign in the top right hand corner, then select 'Join class' and type in the class code for **Reception Ash: kwkxbni**

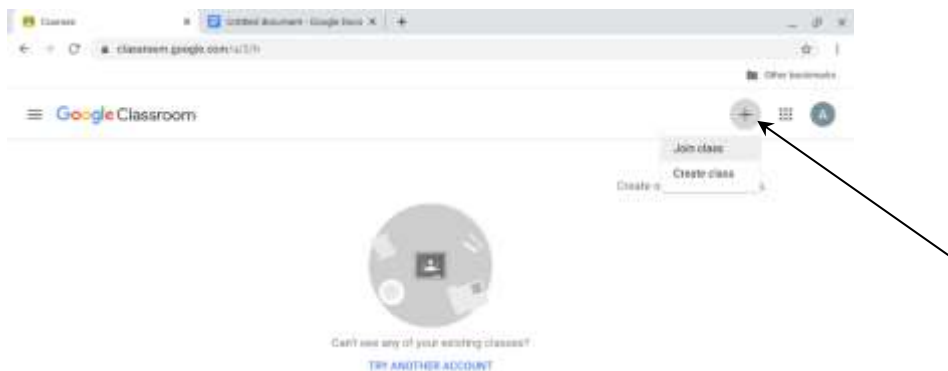


6. You are now part of the **Reception Ash** Google Classroom! You will see a post from Miss Altoft or Miss Fanning each day.



OR

5. Click the + sign in the top right-hand corner, then select 'Join class' and type in the class code for **Reception Oak: l4m34tj**



6. You are now part of the **Reception Oak** Google Classroom! You will see a post from Miss Altoft or Miss Fanning each day.



Stay safe, look after each other and have fun!

From Miss Fanning and Miss Altoft.

